



### District Report Card: 2017


<b>State:</b> Odisha	<b>District:</b> Balasore
<b>Class:</b> 8	<b>Subject:</b> Language
<b>Schools:</b> 47	<b>Students:</b> 1302


### Participation/Coverage


#### Students

<b>GENDER</b> 	Boys		Girls	
	Number	%	Number	%
	653	50.15	649	49.85

<b>AREA</b> 	Rural		Urban	
	Number	%	Number	%
	1184	90.94	118	9.06

<b>CATEGORY</b> 	SC		ST		OBC		GEN	
	Number	%	Number	%	Number	%	Number	%
	313	24.04	264	20.28	511	39.25	214	16.44

<b>CWSN</b> 	LD	VI	HI	S&LD	ID	Oth
	3	2	2	0	0	5

<b>Management</b> 	Government		Government-aided	
	Number	%	Number	%
	958	73.58	344	26.42

### Average Performance of Students in Language (%)

Overall	Gender		Area		Management		Social Group			
	Male	Female	Rural	Urban	Govt.	Aided	SC	ST	OBC	GEN
55.59	54.63	56.56	56.22	49.27	54.02	59.98	56.59	53.13	59.50	47.82

### Performance on Learning Outcomes (LOs)

Learning Outcomes	Description	Average Performance(%)
L813	Read textual/non-textual materials with comprehension and identifies the details, characters, main idea and sequence of ideas and events while reading	55.59

Range of Performance of Students who Answered Correctly							
Below 30%		30% - 50%		50% - 75%		Above 75%	
Number	%	Number	%	Number	%	Number	%
212	16.28	290	22.27	500	38.40	300	23.04

### Lowest Performing Learning Outcomes (LOs)

1 - Read textual/non-textual materials with comprehension and identifies the details, characters, main idea and sequence of ideas and events while reading (55.59)